



District Report Card: 2017


State: Haryana	District: Mewat
Class: 3	Subject: Language
Schools: 61	Students: 1446


Participation/Coverage


Students

<div>GENDER</div> <div></div>	Boys		Girls	
	Number	%	Number	%
	738	51.04	708	48.96

<div>AREA</div> <div></div>	Rural		Urban	
	Number	%	Number	%
	1395	96.47	51	3.53

<div>CATEGORY</div> <div></div>	SC		ST		OBC		GEN	
	Number	%	Number	%	Number	%	Number	%
	91	6.29	1	0.07	1304	90.18	50	3.46

<div>CWSN</div> <div></div>	LD	VI	HI	S&LD	ID	Oth
	4	9	0	2	1	105

<div>Management</div> <div></div>	Government		Government-aided	
	Number	%	Number	%
	1446	100.00	0	0.00

Average Performance of Students in Language (%)

Overall	Gender		Area		Management		Social Group			
	Male	Female	Rural	Urban	Govt.	Aided	SC	ST	OBC	GEN
50.69	53.32	47.95	50.16	65.10	50.69	0.00	55.75	66.67	49.92	61.07

Performance on Learning Outcomes (LOs)

Learning Outcomes	Description	Average Performance(%)
L304	Reads small texts with comprehension i.e., identifies main ideas, details, sequence and draws conclusions	51.45
L312	Reads printed scripts on the classroom walls: poems, posters, charts etc.	49.16

Range of Performance of Students who Answered Correctly							
Below 30%		30% - 50%		50% - 75%		Above 75%	
Number	%	Number	%	Number	%	Number	%
337	23.31	341	23.58	454	31.40	314	21.72

Lowest Performing Learning Outcomes (LOs)

1 - Reads printed scripts on the classroom walls: poems, posters, charts etc. (49.16)

2 - Reads small texts with comprehension i.e., identifies main ideas, details, sequence and draws conclusions (51.45)